

Gorsemoor Primary School

Headteacher: Mrs C Evans
Deputy Headteacher: Mrs E Lees

Tel: (01543) 274788
Fax: (01543) 278623
E-mail: headteacher@gorsemoor.staffs.sch.uk
Website: www.gorsemoor.staffs.sch.uk

Gorsemoor Road
Heath Hayes
Cannock
Staffs
WS12 3TG

Dear Parents/Carers

30 October 2017

We hope the children enjoyed their half term break and are excited about returning to Nursery and playing with their new friends. As the weather is getting colder, we would ask you to encourage your child to practise putting their coat on by themselves and trying to do up the zips or buttons. We are learning to help each other to do this at Nursery.

This week is *autumn watch* week and today we have taken the children outside to explore the school grounds and look for signs of autumn and to gather autumn leaves.

Please find a list of activities that your child will be doing this week and some suggested activities that you may wish to continue with at home.

This week we will be talking about the changing seasons and using all of our senses to explore autumn. We will be going for an autumn walk around school to collect autumn leaves and fruits. We will be developing good language to describe the things we see and feel.

At home – look for signs of autumn as you walk to Nursery or take a trip to the Chase. Can you collect autumn leaves, conkers or acorns to add to our autumn display? Encourage your child to use words like 'crunchy', 'prickly', 'shiny', to describe the things they find.



This week, we will be introducing the children to Ten Town. This is a maths scheme of work that we use to teach the children about number. We begin by introducing King One. He rules over Ten Town and only likes to do one thing at a time. He stands up tall and straight and has a rhyme that helps the children with the formation of numeral one. **'Top to toe and there you go.'**

At home – encourage your child to look for number one around them. Can they represent one in different ways? Can they write number one? Can they find one thing? Can they draw one thing?

We are continuing to sing songs and rhymes. This week we will be learning ***The Leaves on the Trees are Orange and Brown.***

*At home – encourage your child to teach you to sing **The Leaves on the Trees are Orange and Brown.** We have included the words for you.*

We will be looking at the colours of autumn as we paint and print and exploring what happens when we mix colours together?

At home – Encourage your child to talk about the colours you find in autumn. Perhaps you would like to make an autumn picture together? We would love to see them.

We hope that you enjoy trying these activities at home. If you have any questions feel free to speak to any of the nursery staff.

Thank you very much
Mrs Horn (Class Teacher)
Mrs Coventry and Miss Webb
(Gorsemoor Nursery Staff)

The Leaves on the Trees song (Tune: London Bridge is Falling Down)

The leaves on the trees turn orange and brown,
Orange and brown, orange and brown
The leaves on the trees turn orange and brown,
All around the town

The leaves on the trees go swish, swish, swish,
Swish, swish, swish, swish, swish, swish
The leaves on the trees go swish, swish, swish,
All around the town
(For this verse we sway our arms)





come floating down

arms gently down)


in
jump right in,

to sweep the leaves then jump in)






The leaves on the trees come floating down
Floating down, floating
The leaves
down
on the trees
All around the town
(For this verse we float our

Sweep them in a pile and jump right in,
Jump right in, jump right

Sweep them in a pile and

All around the town
(For this verse we pretend

